

IVBM 2018 Mobile App Guide

The **IVBM Mobile App** is an easy and convenient way to navigate the IVBM Conference on your Apple (iOS) and Android smartphones and tablets. It contains all of the event information that you'll need to make the most out of your experience.



1. Download the native app from the App Store or Google Play store. Search **"AgendaPop"** then download and install.



Organizer Code: type **ivbm**

Optional: Use a QR Reader to scan a QR code below



iOS



Android

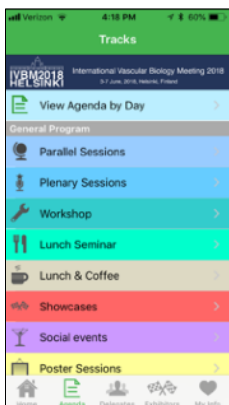
For an **HTML5 web version** (to use on a laptop, Windows phone, or Blackberry), direct your browser to: <https://www.confpal.com/m/ivbm/>

2. Log In

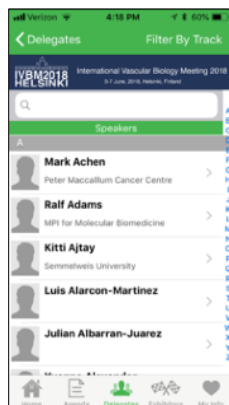
Username: Your **email address**
Password (if prompted): **ivbm**

3. Key Features


- Scroll the **Home page** and tap the icons at the bottom to find important links to the conference.
- Select **"Agenda"** to view the **Tracks** page, then select **"View Agenda by Day"** to see every day's complete schedule; scroll down to view all the Posters. Select a Poster Theme to read the Posters, their days and times
- View the **Delegate list** for a comprehensive directory of delegates and presenters
- Get info on all the **Sponsors and Exhibitors** (select "Exhibitors" on the bottom menu bar)
- Take **Notes** about people, sessions, and sponsors (View your notes on the "My Info" tab on the bottom menu bar)
- Tap "Settings" on the home page (or the My Info icon) to edit/update your **profile and upload a photo of yourself**
- Chat with everyone! Select "Join the IVBM Chat" on the Home page



Tracks (Themes)



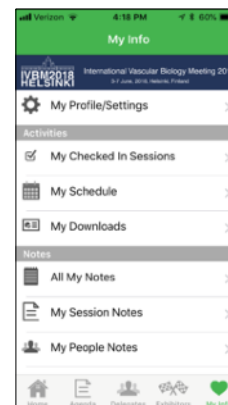
Delegate & Presenters Lists



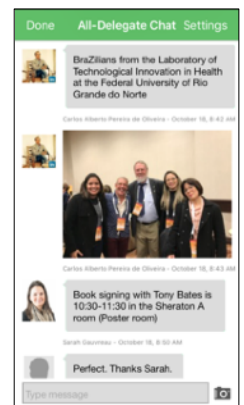
Sponsors



Maps & Locations



View Your Notes



Chat with Everyone!

IVBM2018

App questions?
Ask the IVBM event staff
or email: help@agendapop.com

AGENDAPOP
AgendaPop.com
(703) 793-4955